



OneView[®]

TIP GUIDE: FSMB ACTIONS
(FEDERATION OF STATE MEDICAL BOARDS)

Introduction

- Modio's OneView platform is integrated with the FSMB (Federation of State Medical Boards) Physician Data Center. FSMB provides information about provider licenses and any actions reported on those licenses.
- At this time, the FSMB Actions grid is only available in OneView V2. Clients will need a signed agreement with FSMB to access their API, as each report generation incurs a cost invoiced through the FSMB Physician Data Center.

How To Run A Successful Report:

- In order to run a successful FSMB search for actions or exclusions, you will need to ensure that the provider profile contains accurate data, including date of birth, SSN, and graduation year. This ensures that we are only returning results that are guaranteed to be your provider.

FSMB Report Outcomes:

- The first time we request information about a provider from OneView, we must confirm they are registered with our platform. This extra step can delay the results by up to 90 seconds.
- You will only be charged for runs where a provider was found in the database, and a report was returned. The generated FSMB report will indicate whether or not the provider has any actions reported and will be added to the provider's documents automatically.
- If the provider has a new action reported in the 12 months since the report was ran, FSMB will email the contact indicated in your agreement. Generating a new report will incur another cost.

The screenshot shows the Modio Health Master Practice interface for a provider named Yuri Zhivago, MD. The interface includes a navigation bar with options like Team, Forms, Tracking, Logins, Tasks, Notes, and Reports. The main content area displays provider information, including a table for provider details and sections for Birth Info, Addresses, and Additional Names. A 'Sections' dropdown menu is open, showing a list of categories with checkboxes. The 'FSMB Actions' checkbox is highlighted with a red box and a black arrow pointing to it.

Provider Name	Title	Primary Specialty	NPI #	Work
Zhivago, Yuri	MD	Family Medicine	1999999991	yuriz

Provider Name	Date Of Birth	Country Of Citizenship
Zhivago, Yuri	01/01/1970	United States of America

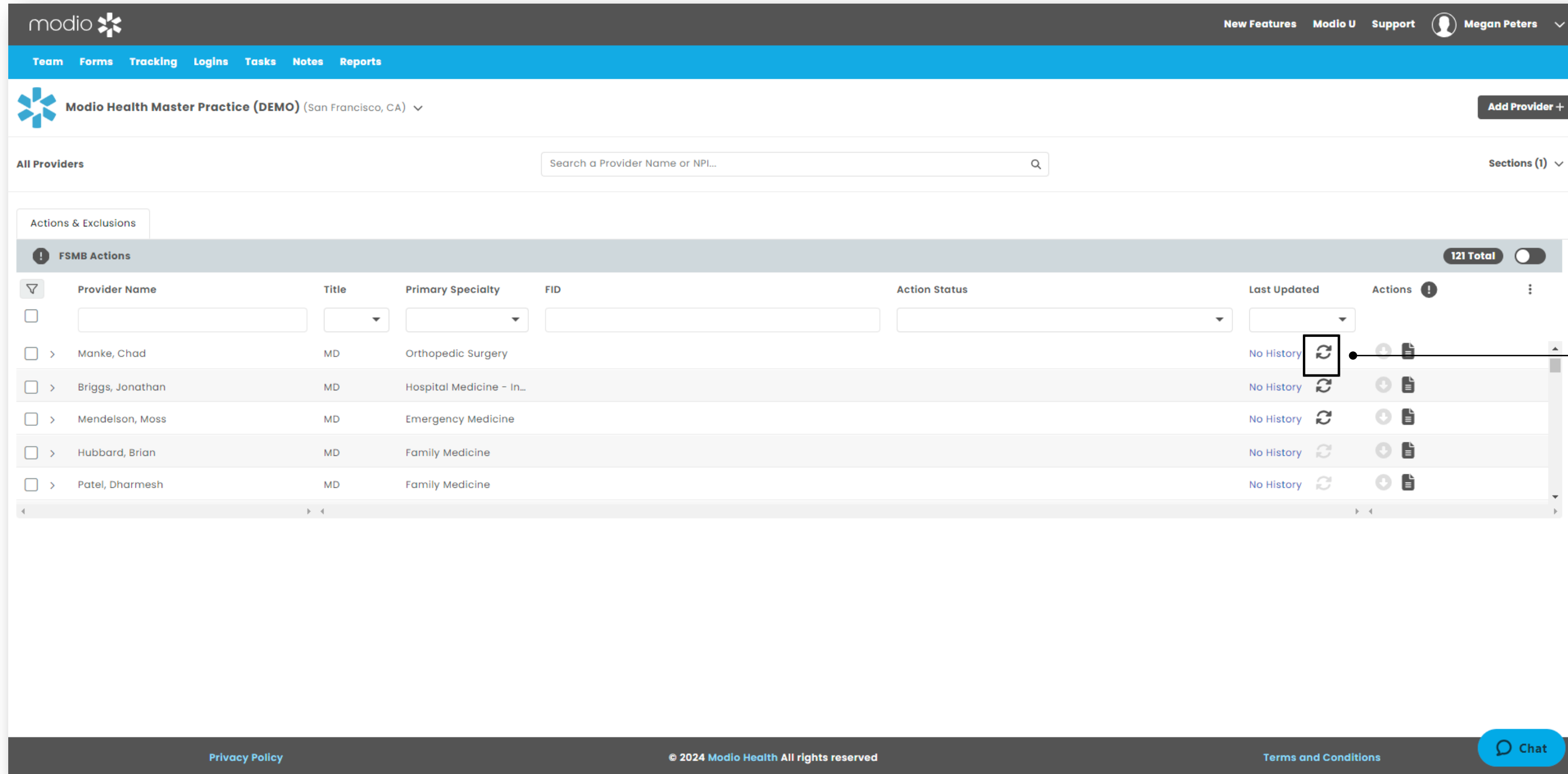
Provider Name	Title	Primary Specialty	Address Type	Address	City	Actions
Zhivago, Yuri	MD	Family Medicine	Mailing	982 Homeland St.	San Marcos	[+][📄][🚩][✖]
Zhivago, Yuri	MD	Family Medicine	Home	982 Homeland St.	San Marcos	[+][📄][🚩][✖]

Locating the FSMB Actions Grid






Start by clicking the **Sections** button on the right-hand side of the dashboard.

Next, select the **FSMB Actions** checkbox in the V2 Sections menu. This will allow the FSMB grid to display.


To ensure that the FSMB grid is always displayed, access **Grid Settings** and toggle on the grid in the Actions & Exclusions section.



The screenshot shows the Modio Health Master Practice (DEMO) interface. At the top, there is a navigation bar with the Modio logo, user name 'Megan Peters', and links for 'New Features', 'Modio U', and 'Support'. Below this is a secondary navigation bar with 'Team', 'Forms', 'Tracking', 'Logins', 'Tasks', 'Notes', and 'Reports'. The main content area is titled 'Modio Health Master Practice (DEMO) (San Francisco, CA)' and includes a search bar for 'Search a Provider Name or NPI...'. A section titled 'All Providers' contains a table of providers. The table has columns for 'Provider Name', 'Title', 'Primary Specialty', 'FID', 'Action Status', 'Last Updated', and 'Actions'. The 'FSMB Actions' section is active, showing 121 total actions. The table lists several providers, including Manke, Chad; Briggs, Jonathan; Mendelson, Moss; Hubbard, Brian; and Patel, Dharmesh. The 'Last Updated' column for all providers shows 'No History'. The 'Actions' column contains a refresh icon (a circular arrow) for each provider, which is highlighted with a red box and a red arrow pointing to the text on the right.

Provider Name	Title	Primary Specialty	FID	Action Status	Last Updated	Actions
<input type="checkbox"/>	<input type="text"/>	<input type="text"/>	<input type="text"/>	<input type="text"/>	<input type="text"/>	<input type="text"/>
<input type="checkbox"/> > Manke, Chad	MD	Orthopedic Surgery			No History	
<input type="checkbox"/> > Briggs, Jonathan	MD	Hospital Medicine - In...			No History	
<input type="checkbox"/> > Mendelson, Moss	MD	Emergency Medicine			No History	
<input type="checkbox"/> > Hubbard, Brian	MD	Family Medicine			No History	
<input type="checkbox"/> > Patel, Dharmesh	MD	Family Medicine			No History	

Running the FSMB Updater

Find your provider in the list and click on the updater icon  .

FSMB will begin to run automatically.

Note: The updater is only available on MD, DO, and PA profiles, and will require a signed FSMB agreement to appear.

The screenshot shows the Modio Health Master Practice (DEMO) interface. At the top, there is a navigation bar with the Modio logo, user name 'Megan Peters', and links for 'New Features', 'Modio U', and 'Support'. Below this is a secondary navigation bar with 'Team', 'Forms', 'Tracking', 'Logins', 'Tasks', 'Notes', and 'Reports'. The main content area displays the profile for 'Chad Manke, MD - NPI 1114966159, Orthopedic Surgery'. A search bar contains 'Chad Manke'. Below the profile, the 'FSMB Actions' section is active, showing a table with columns for 'Provider Name', 'FID', 'Action Status', 'Last Updated', and 'Actions'. A modal window titled 'SEARCH CRITERIA' is open, containing the following fields:

First Name	Middle Name	Last Name	Graduation Year
Chad	Richard	Manke	1998

Below these fields are 'Date Of Birth' (10/03/1971) and 'Social Security #' (masked). An 'Update Provider Info' link is located to the right of the Social Security # field. A 'Cancel' button is at the bottom right of the modal. A line points from the 'Update Provider Info' link to the text on the right.

Modify Search Criteria

Open detail view to see the criteria used for this search. If you are having trouble returning a result, change the search name or Graduation Year.

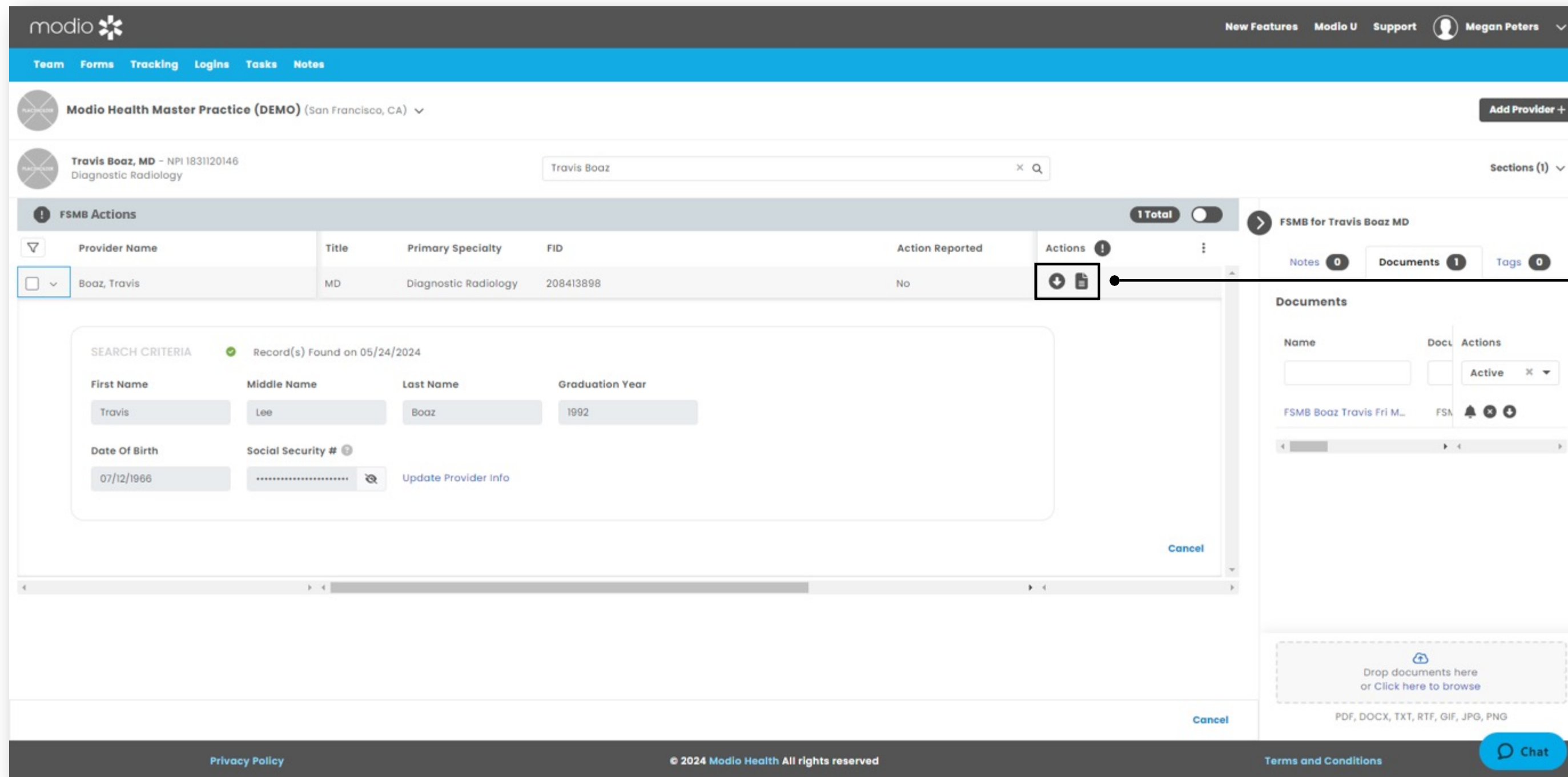
Use the Update Provider Info link to modify the Date of Birth or SSN on file for the provider.

Provider Name	Title	Primary Specialty	FID	Action Status	Last Updated	Actions
<input type="checkbox"/>	<input type="text"/>	<input type="text"/>	<input type="text"/>	<input type="text"/>	<input type="text"/>	<input type="text"/>
<input type="checkbox"/> >	Boaz, Travis	MD	Diagnostic Radiology	208413898	Cleared	06/04/2024
<input type="checkbox"/> >	Heath, Kirk	MD	General Surgery			05/24/2024
<input type="checkbox"/> >	Zhivago, Yuri	MD	Family Medicine			05/24/2024
<input type="checkbox"/> >	Mendelson, Moss	MD	Emergency Medicine			05/21/2024
<input type="checkbox"/> >	Abele, Jennifer	MD	Allergy and Immunolo...			05/14/2024



Understanding FSMB Search Results

Costs apply when a provider is found in the database, indicated by the presence of an FID number. Actions reported will come back as "Cleared," "Alerted," or "Unknown" based on the results found in the report.

If Carbon returns "No Results Found" or "Error," indicated with an orange or red icon, then the user will not be charged for the transaction.





The screenshot displays the Modio Health Master Practice interface for Travis Boaz, MD. The main section is titled "FSMB Actions" and shows a table with the following data:

Provider Name	Title	Primary Specialty	FID	Action Reported	Actions
Boaz, Travis	MD	Diagnostic Radiology	208413898	No	 

Below the table is a search criteria section with the following fields:

- First Name: Travis
- Middle Name: Lee
- Last Name: Boaz
- Graduation Year: 1992
- Date Of Birth: 07/12/1966
- Social Security #: [Redacted]

On the right side, there is a "Documents" section with a table:


Name	Docu	Actions
FSMB Boaz Travis Fri M...	FSM	 

A red box highlights the "Download" button in the Actions column of the FSMB Actions table. A line points from this button to the "Download" button in the Documents table.

Verification Document

The updater will automatically upload a verification PDF containing the FSMB report to your provider's Documents section.

You can view the PDF by clicking on the  Download button.

If you want to see previous documents, click on the Tags, Notes, Docs icon  to open the side drawer and locate the version of the PDF that you need.

The document includes date of birth, medical school, graduation year, degree type, and a list of state licenses. Information in this report can offer new or updated data for profile enrichment.

FAQ

Q: How do I get access to the FSMB integration?

A: Use of this integration requires an agreement with the FSMB Physician Data Center, as they will process the costs for running each transaction. Once you have an account with FSMB, email them to request credentials for the API at fdc@fsmb.org. Your email message should indicate that you need "PDC API" credentials generated for Modio OneView and sent back to you. The expected turnaround time with FSMB is 2 business days, but you are responsible for monitoring this timeline and following up with FSMB. Once the credentials are acquired, open a Modio Support Ticket at support@modiohealth.com to finish setting up the integration.

Q: What happens if I don't have the required data to run a search?

A: The FSMB Physician Data Center requires us to provide an accurate name, graduation year, date of birth, and SSN to find a match. If any search criteria are missing, the updater icon will be greyed out. If the data on the profile does not have a match in the FSMB database, then Carbon will indicate "Record Not Found."

Q: What is the difference between the FSMB Find feature and this grid?

A: Users may be familiar with the FSMB Find Feature available in the State Licenses grid. Using the magnifying glass icon in this grid will use the provider's name to search for possible license matches and present records that are not already on the profile. Once selected, records will be added to the grid to be run through Carbon. The FSMB Actions grid does not return any new records, but the FSMB report generated by a successful run will be added to the provider's documents and includes a list of licenses held by the provider and other provider data.


Q: Can I run the FSMB updater or see FSMB results in V1?

A: The FSMB updater is only available in OneView V2. However, any documents that you produce as part of an FSMB verification will be accessible in the Documents section of the provider profile in both V1 and V2.


For additional questions or further training, contact the Modio Team via:



Online:
Live Chat Support



Email:
Support@modiohealth.com



Phone:
844.696.6346